

Optimal ceiling frame that suitable for a project with area up to 100m<sup>2</sup> or wide spans ceiling up to 10m.



RS. MRCC Siloam Semanggi, Jakarta



**Suitable for**

- Office
- Dept. Stores
- Residence
- Apartment



**Min. 3X Safety Factor**



**Suitable for Jayaboard 9mm**




**For Area up to 100m<sup>2</sup>**



**More Competitive**


## System Components

### Main Components



250

**Primary Section (3000 mm)**  
PN 250 30 mm EF TCR 0.35 (BMT)



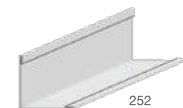
251

**Secondary Section (3000 mm)**  
PN 251 16 mm EF Batten 0.35mm (BMT)



209

**Primary & Secondary Connectors**  
PN 209 Ceiling Batten to Top Cross Rail



252

**Perimeter Sections (3000 mm)**  
PN 252 16 mm EF Wall Angle 0.35 mm (TCT)

### Accessories



220



221

**Suspension Bracket**  
PN 220 Suspension Rod to Concrete  
PN 221 Suspension Rod to Timber/Steel



222



227M4

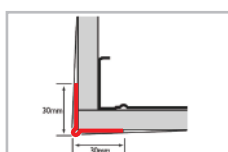
**Suspension Clip**  
PN 222 Top Cross Rail for Threaded Rod

**Suspension Rods & Nuts**  
PN 227M4 3.5 mm Rod Threaded Two End (1500 mm)  
PN 227M4 3.5 mm Rod Threaded Two End (2000 mm)

## Accessories



**PN 300 : External Angle 90° (3000 mm)**



**PN 305 : Stopping Angle (3000 mm)**



**PN 307 : Shadowline Stopping Angle (3000 mm)**

