

Joint Compounds Product Guide

| | | Bedding & Base | | | | Finishing Compounds | | | | | | Primer | All Purpose | Patching | |
|----------|----------------------|---|--|---------------------------|--------------------------------------|---------------------------|---------------------------|---------------------------|---------------------------|---------------------------|---------------------------|---------------------------------------|---------------------------|--|--------------------|
| | | | | | | | | | | | | | | | |
| | | SHEETROCK® Easy Sand™ 45 Easy Sand™ 90 Easy Sand™ 210 | BaseCote™ 45 BaseCote™ 60 BaseCote™ 90 | SHEETROCK® Taping | Total Joint Finish | SHEETROCK® Total Lite™ | SHEETROCK® Midweight™ | SHEETROCK® Total | LiteFinish™ | FinalCote® | TopCote 550® | SHEETROCK® Tuff-Hide® Primer-Surfacer | All Purpose Premix | SHEETROCK® Easy Sand™ 5 Easy Sand™ 20 | |
| JOINTING | 1 ST COAT | ✓ | ✓ | ✓ Note 3 | ✓ Note 3 | | | | | | | | ✓ Note 3 | ✓ | |
| | 2 ND COAT | ✓ | ✓ | | ✓ | ✓ | ✓ | ✓ | ✓ | | | | ✓ | ✓ | |
| | FINISHING COAT | | | | ✓ | ✓ | ✓ | ✓ | ✓ | ✓ | ✓ | | ✓ | ✓ | |
| | PRIMER COAT | | | | | | | | | | | 1 COAT = Skim + Primer | | | |
| SYSTEMS | MECHANICAL TOOLS | ✓ | ✓ | ✓ | ✓ | ✓ | ✓ | ✓ | ✓ | ✓ | ✓ | Spray/may be rolled on | ✓ | | |
| | FIRE RATED - Note 1 | ✓ | ✓ | ✓ | ✓ | ✓ | ✓ | ✓ | ✓ | ✓ | ✓ | | ✓ | | |
| | WET AREA | ✓ Note 2 | ✓ Note 2 | ✓ Note 2 | ✓ Note 2 | | | | | | | | | ✓ Note 2 | |
| | CURING TYPE | Setting/ Powder | Setting/ Powder | Air-Drying / Ready Mix | Air-Drying / Ready Mix | Air-Drying / Ready Mix | Air-Drying / Ready Mix | Air-Drying / Ready Mix | Air-Drying / Ready Mix | Air-Drying / Ready Mix | Air-Drying / Ready Mix | Air-Drying / Ready Mix | Air-Drying / Ready Mix | Air-Drying / Ready Mix | Setting/ Powder |
| | WORKING TIMES | ES45 = 30mins ES90 = 60mins ES210 = 150mins | 45, 60 or 90 mins | – | – | – | – | – | – | – | – | – | – | – | 5 or 20 mins |
| | PRODUCT SIZE | 16kg bag 8.1kg bag | 20kg bag 10kg bag | 22kg pail 13.21L/box | 4.8kg pail 12kg pail 18kg pail | 21kg pail 13.21L box | 24kg pail | 26kg pail | 18kg pail | 20kg pail | 20kg pail | 18.9L / 29kg pail | 18kg pail | 8.1kg bag | |
| | SCRAPE BACK | Easy to scrape | Scrape while green | – | Easy to scrape | – | – | – | – | – | – | – | Easy to scrape | Easy to scrape | |
| | SANDING | | Moderate | – | – | Easy to Moderate | Very light sanding | Moderate | Moderate | Light sanding | Easy sanding | Easy to Moderate | Moderate | Moderate | Moderate |
| | | | 150-180 grit | – | – | 150-180 grit | 180-220 grit | 150-180 grit | 150-180 grit | 180-220 grit | 180 grit | 150-180 grit | 150-180 grit | 150-180 grit | 150-180 grit |
| | COMPOUND TYPE | Powder | Powder | Ready Mix | Ready Mix | Ready Mix | Ready Mix | Ready Mix | Ready Mix | Ready Mix | Ready Mix | Ready Mix | Ready Mix | Ready Mix | Powder |
| COLOUR | White | Off-White | White | Off-White | Light Yellow | | | | Light Yellow | Off-White | Off-White | Matte White | Off-White | White | |

Note 1 - Fire Rated: Paper tape must be used in fire rated applications (e.g SHEETROCK® Brand Paper Joint Tape). **Note 2 - Wet Area:** USG Boral base compounds can be used if a waterproofing membrane installed by a specialist contractor and is applied over the whole face of Wet Area walls complying with the requirements of AS/NZ4858 Wet Area Membranes as outlined in E3/AS1. Paper tape must be used in wet area applications (e.g Sheetrock® Brand Paper Joint Tape). **Note 3:** Paper tape must be used with air-drying type compounds when jointing (e.g Sheetrock® Paper Joint Tape).

For more information call 0800 USGBORAL (0800 874-267) or visit USGBoral.com

SALES ENQUIRIES: UPPER NORTH ISLAND (09) 930-9182 | LOWER NORTH ISLAND (04) 595-4307 | SOUTH ISLAND (03) 595-1542

USGBoral.com

Plasterboard

Ceilings








Cornice

Compounds



















System Solutions

Steel Stud

Compound Systems Guide

| | System | First Coat 150mm | Second Coat 200mm | Finishing Coat 250mm | Compounds System Description | Curing Type | Performance | Sanding | Internal Angles First Coat | External Angles First and Second Coat |
|----------------|----------------------------------|--|--|---|--------------------------------------|---|--|--|--|--|
| LEVEL 4 FINISH | #1 Commercial and Residential |  BaseCote™ 60/90 |  BaseCote™ 45/60 |  LiteFinish™ | Semi light - weight finishing system | Setting <i>Winter</i> | Extra strong tape adhesion | Easy sanding Ideal for hand sanding |  BaseCote™ 45/60 |  BaseCote™ 45/60 |
| | #2 Commercial and Residential |  BaseCote™ 60/90 |  BaseCote™ 45/60 |  FinalCote® | Mid-weight finishing system | Setting <i>Winter</i> | Extra strong tape adhesion | Easy - moderate sanding Suitable for hand sanding |  BaseCote™ 45/60 |  BaseCote™ 45/60 |
| | #3 Commercial and Residential |  BaseCote™ 60/90 |  BaseCote™ 45/60 |  TopCote 550® | Hard finishing system | Setting <i>Winter</i> | Extra strong tape adhesion | Moderate - hard sanding Suitable for machine sanding |  BaseCote™ 45/60 |  BaseCote™ 45/60 |
| | #4 Residential |  Total Joint Finish |  Total Joint Finish |  Total Joint Finish | DIY - Residential | Air-Drying/ Ready mix <i>Summer</i> | All purpose easy application. Easy to carry, 12kg pails | Easy - moderate sanding Suitable for hand sanding |  Total Joint Finish |  Total Joint Finish |
| | #5 Commercial and Residential |  SHEETROCK® Easy Sand™ |  SHEETROCK® Easy Sand™ |  SHEETROCK® Total Lite™ | Light-weight finishing system | Setting <i>Winter</i> | Easy Sand™ base is up to 25% lighter than BaseCote™ | Light sanding Ideal for hand sanding |  SHEETROCK® Easy Sand™ |  SHEETROCK® Easy Sand™ |
| | #6 Commercial and Residential |  SHEETROCK® Easy Sand™ |  SHEETROCK® Total |  SHEETROCK® Total | Mid-weight finishing system | Setting <i>Winter</i> | High performance compound | Moderate - hard sanding Suitable for machine sanding |  SHEETROCK® Total |  SHEETROCK® Easy Sand™ |

| | System | First Coat 150mm | Second Coat 200mm | First Finishing Coat 250mm | Second Finishing Coat 300mm | Compounds System Description | Curing Type | Performance | Sanding | Internal Angles First Coat | External Angles First and Second Coat |
|---------------------|----------------------------------|--|---|---|--|------------------------------------|---|--|--|--|--|
| LEVEL 4 PLUS FINISH | #7 Commercial and Residential |  BaseCote™ 60/90 |  BaseCote™ 45/60 |  FinalCote® |  FinalCote® | Mid-weight finishing system | Setting <i>Winter</i> | Extra strong tape adhesion | Easy - moderate sanding Suitable for hand sanding |  BaseCote™ 45/60 |  BaseCote™ 45/60 |
| | #8 Commercial and Residential |  SHEETROCK® Taping |  SHEETROCK® Midweight™ |  SHEETROCK® Midweight™ |  SHEETROCK® Midweight™ | Mid-weight finishing system | Air-Drying/ Ready mix <i>Summer</i> | Excellent Coverage | Moderate sanding Suitable for hand/ machine sanding |  SHEETROCK® Taping |  SHEETROCK® Easy Sand™ |
| | #9 Commercial and Residential |  SHEETROCK® Easy Sand™ |  SHEETROCK® Total Lite™ |  SHEETROCK® Total Lite™ |  SHEETROCK® Total Lite™ | Light-weight finishing system | Setting <i>Winter</i> | Easy Sand™ base is up to 25% lighter than BaseCote™ | Light sanding Ideal for hand sanding |  SHEETROCK® Easy Sand™ |  SHEETROCK® Easy Sand™ |

| | System | First Coat 150mm | Second Coat 200mm | First Finishing Coat 250mm | Tuff Hide Application | Compounds System Description | Curing Type | Performance | Sanding | Internal Angles First Coat | External Angles First and Second Coat |
|----------------|-----------------------------------|--|---|---|--|---|---|--|---|--|--|
| LEVEL 5 FINISH | #10 Commercial and Residential |  BaseCote™ 60/90 |  BaseCote™ 45/60 |  FinalCote® |  Tuff-Hide® | For level 5 finishes please refer to Plasterboard Installation Manual | Setting <i>Winter</i> | Extra strong tape adhesion | Easy - moderate sanding Suitable for hand sanding |  BaseCote™ 45/60 |  BaseCote™ 45/60 |
| | #11 Commercial and Residential |  SHEETROCK® Taping |  SHEETROCK® Total Lite™ |  SHEETROCK® Total Lite™ |  Tuff-Hide® | For level 5 finishes please refer to Plasterboard Installation Manual | Air-Drying/ Ready mix <i>Summer</i> | Excellent Coverage | Light sanding Ideal for hand sanding |  SHEETROCK® Taping |  SHEETROCK® Easy Sand™ |
| | #12 Commercial and Residential |  SHEETROCK® Easy Sand™ |  SHEETROCK® Total Lite™ |  SHEETROCK® Total Lite™ |  Tuff-Hide® | For level 5 finishes please refer to Plasterboard Installation Manual | Setting <i>Winter</i> | Easy Sand™ base is up to 25% lighter than BaseCote™ | Light sanding Ideal for hand sanding |  SHEETROCK® Easy Sand™ |  SHEETROCK® Easy Sand™ |