



USG BORAL HIGHLANDS™ CEILING SYSTEM

Series A, Lay-in Type
Submittal Sheet

The USG Boral Highlands™ Ceiling System provides customised ceiling visual effects with multiple perforation patterns and panel height options. The Highlands™ ceiling panels can be easily installed or removed, offering access to the plenum.

USG BORAL 
INNOVATION INSPIRED BY YOU.™

USGBoral.com

Plasterboard

Ceilings

Interior Finishes

Metal Framing

Substrates

USG Boral Highlands™ Ceiling System

Series A, Lay-in Type

Features and Benefits

- A sealed ceiling design with simple lay-in panels provides easy access to enclosed plenum
- Available in multiple panel heights and also option of squared and beveled edges
- Numerous perforation patterns to achieve a customised effect or a higher noise reduction coefficient when used with acoustical backing
- Concealed suspension system offers a smooth appearance
- Security clips holds panels safely in place
- A wide range of colors and wood tones
- Individually replaceable panels


Applications

- Transportation Centres, including Train Stations and Airports
- Lounges
- Foyers
- Corridors
- Commercial Spaces
- Offices
- Conference Rooms

Material Options

- Aluminium
- Galvanised Mild Steel
- Stainless Steel

Color Options



Over 45 colors and 26 wood look options.

Please refer to USG BORAL Series 2000-5000 and Wood Look Aluminium Metal Ceilings Color Guide. Due to printing limitations, shades may vary from actual product.

Product Information

Panel Dimension Options

Item Number	Panel Dimensions W x L (mm)
P1-575	575 x 575 (Beveled)
P1-585	585 x 585 (Squared)
P1-595	595 x 595 (Squared)





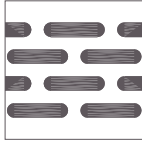
Suspension System Components

Suspension System Detail	Number	Item Number	Description
	1	P1-PANEL	Ceiling panel
	2	P-24-1	24mm Main runner (3.0m)
	3	P-24-2	24mm Cross runner (1.2m)
	4	P-24-3	24mm Cross runner (0.6m)
	5	P-14-1	14mm Main runner (3.0m)
	6	P-14-2	14mm Cross runner (1.2m)
	7	P-14-3	14mm Cross runner (0.6m)
	8	P-102	Runner bracket
	9	P-103	Security clip

Runner Detail	Runner Bracket Detail	Edge Configuration with 14mm or 25mm Runner Options	Panel Height Options (mm)
		<p>Beveled edge</p> <p>Squared edge</p>	

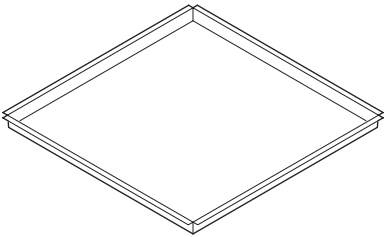
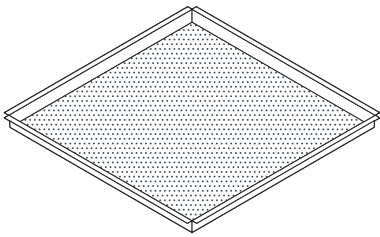
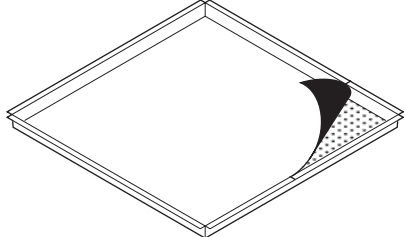
The suspension system consists of the T-shaped Main runners and Cross runners connected to the Runner bracket (8).

Perforation Options

	D-01B Diamond Square	D-01A* Square	DM1A	D-S5A	D-R3
Pattern					
Hole Diameter	1.5mm	1.5mm	0.8mm	7.9mm	6.0mm x 25.0mm
Pitch	4.0mm	4.0mm	5.0mm	11.43mm x 11.43mm	11.0mm x 30.0mm
Open Area	22%	11%	2%	48%	39%
NRC/SAA	0.75/0.74	0.65/-	0.45/0.46	0.70/-	0.70/-

*D-01A is a standard perforation, for more perforation options refer to USG Boral Metal Ceilings Perforation Guide, GS_PG_1117.

Panel Options

Non-Perforated Panel	Perforated Panel	Perforated Panel with Acoustic Non-Woven Backing
		

Technical Data and Notes

Light Reflectance

Flat White (050): Up to LR 0.80 (less with optional perforated panels).

Material

Minimum material thickness of 0.7mm. Please advise USG Boral of project specific panel sizes for minimum thickness recommendation.

Finishing

Electrostatically applied polyester powder coating. Minimum coating thickness of 60 microns. Very low VOC emissions.

Weight per square metre

Aluminium

0.7mm thickness, non-perforated panel, 585mm x 585mm. Calculated panel weight = 2.1kg /m²

Warranty

Please refer to Metal Ceiling Warranty CW2015B

Installation

Please refer to USG Boral Highlands Ceiling System Technical Manual (Installation Guide) TM_C_HS_1117

Tests	Standards	Performance
Surface burning characteristics	ASTM E84	Flame Spread Index = 10 Smoke Developed Index = 0
Dimensional tolerance	BS 8290-2	Comply within allowable limits
Non-combustility test for materials	BS 476-4	Non-combustible
Fire propagation and surface spread of flame of products	BS 476-6 & 7	Class 0
Sound absorption and sound absorption coefficients	ASTM C423	NRC & SAA values varies with hole diameter, pitch and open area %
Organic emissions from indoor materials or products	ASTM D5116	Below allowable limits of emission rates in GBCA guide
Analysis of pyrolysis and combustion gases	NF X 70-100	Below allowable limits of IDLH values in NIOSH guide
Luminous reflectance factor of acoustical materials	ASTM E1477	LR values varies with hole diameter, pitch, open area % and finish

Safety First! Follow good safety or industrial hygiene practices during installation. Wear appropriate personal protective equipment. Read SDS and literature before specification and installation.

Australia
China
India
Indonesia
Malaysia
Middle East
New Zealand
Philippines
Singapore
South Korea
Thailand
Vietnam

USG BORAL SINGAPORE

8 Boon Lay Way #02-06 TradeHub 21 Singapore 609964

Tel: (65) 6272 9272 Fax: (65) 6278 5310

Email: contact-us.sg@usgboral.com

USGBoral.com